



NATIONAL WATER COUNCIL  
TECHNICAL SECRETARIAT OF NATIONAL WATER COUNCIL

# DRAFT NATIONAL SECTOR PROGRAM

## WATER SECTOR

OCTOBER 2017

FURNIZIMI ME UJË



LANGIMI I UJËRAVE TË  
NDOTURA



UJITUE



RUJIMI I TOMARIT  
RUCËTORIK



ZHVILLIMI I AQUAKULTURËS



HIDROENERGJIA



UJË PËR INDUSTRI



UJËRAAT  
MËDITARRËDORË



UJËRA NËNTOKËSORE



UJËRAAT DETARE



MBROJTJA  
NGA PËRMBYTTJA



SIGURIA E DIGAVE



MBROJTJA  
NGA EROZIONI

# CONTEXT - HISTORY

P R O C E S S	CONTEXT
	APPROACH
	TOOL
	PRODUCT
	METODOLOGY
	STEPS
D O C U M E N T	VISION
	OBJECTIVES
	MEASURES
	FINANCES
	MECHANISM
N E X T	WORK PLAN
	IN PROCESS
	SUPPORT

## ANALYSIS

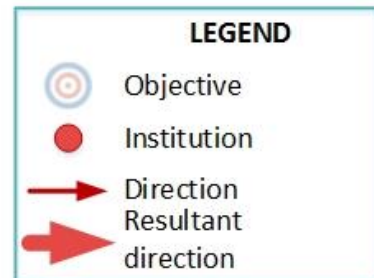
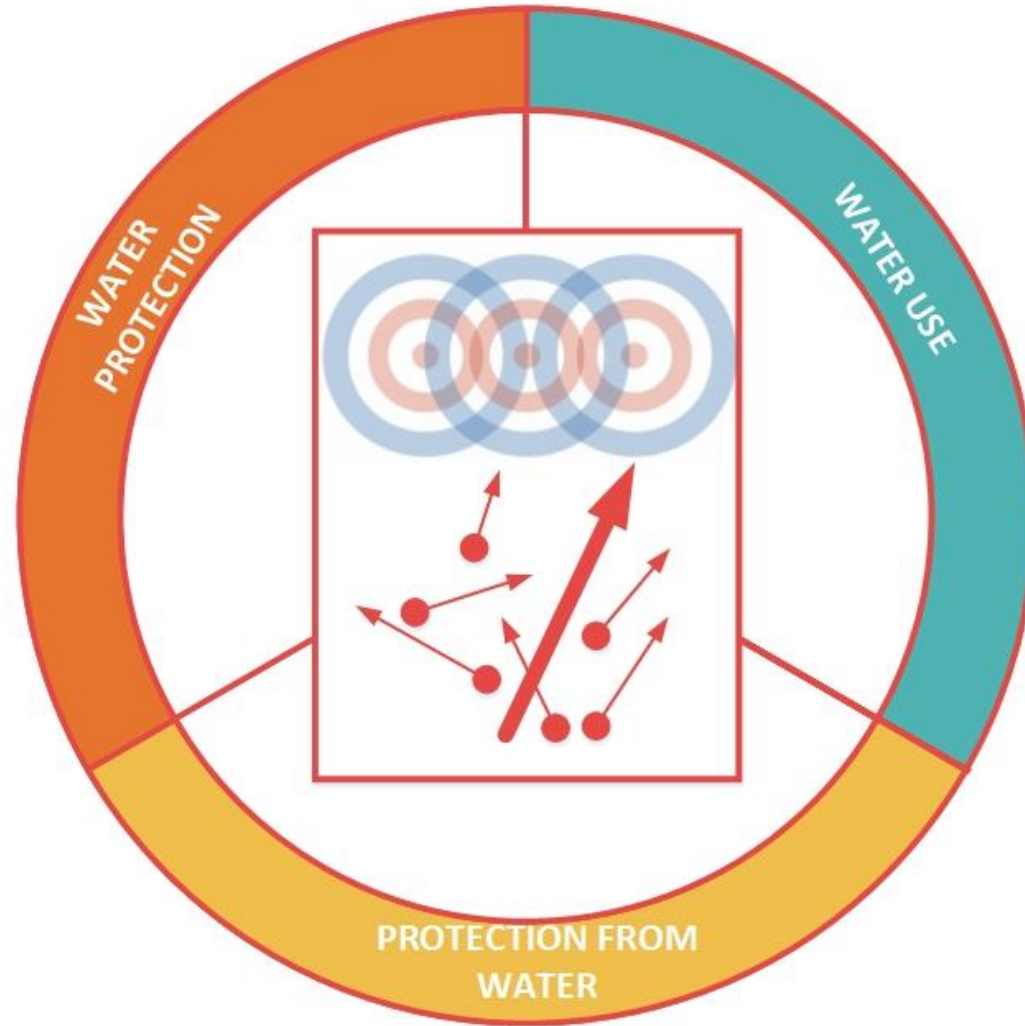
Regulatory framework

Institutional framework

Human resources

Financial framework

Information

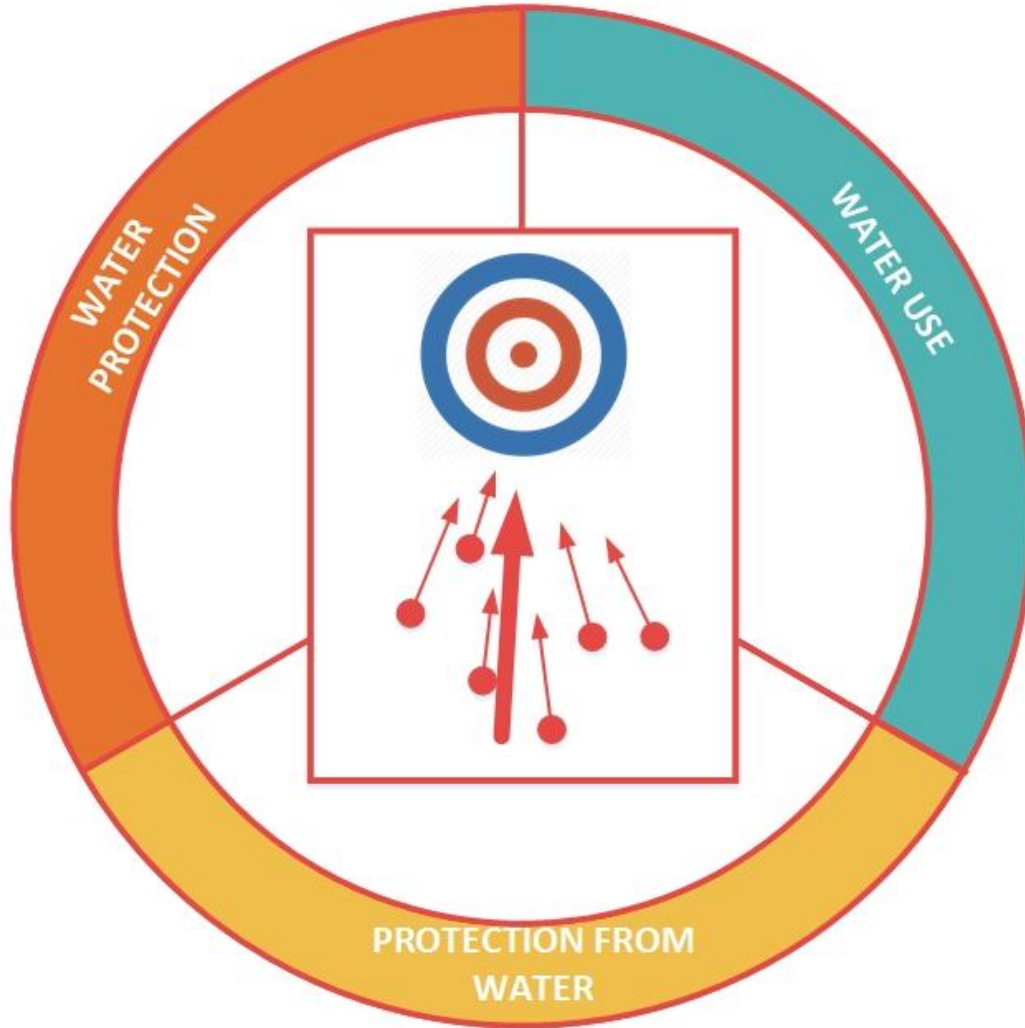


# APPROACH

P R O C E S S	CONTEXT
	APPROACH
	TOOL
	PRODUCT
	METODOLOGY
	STEPS
D O C U M E N T	VISION
	OBJECTIVES
	MEASURES
	FINANCES
	MECHANISM
N E X T	WORK PLAN
	IN PROCESS
	SUPPORT

## NEEDS

- Coordination
- Harmonization
- Orientation towards results
- Financial efficiency
- Inclusiveness
- Awareness



## ILUSTRATION

	MTI	MZHU	MSH	MM	MBZHRAU	MF	MZHETTS	MIE	DPZHFNH
Infrastructure									
Sanitary hygienic areas									
Public health									
Monitoring									
Water resource policies									
Budget administration									
Economic Development									
Legislation approximation									
Foreign aid coordination									

Water supply

### LEGEND

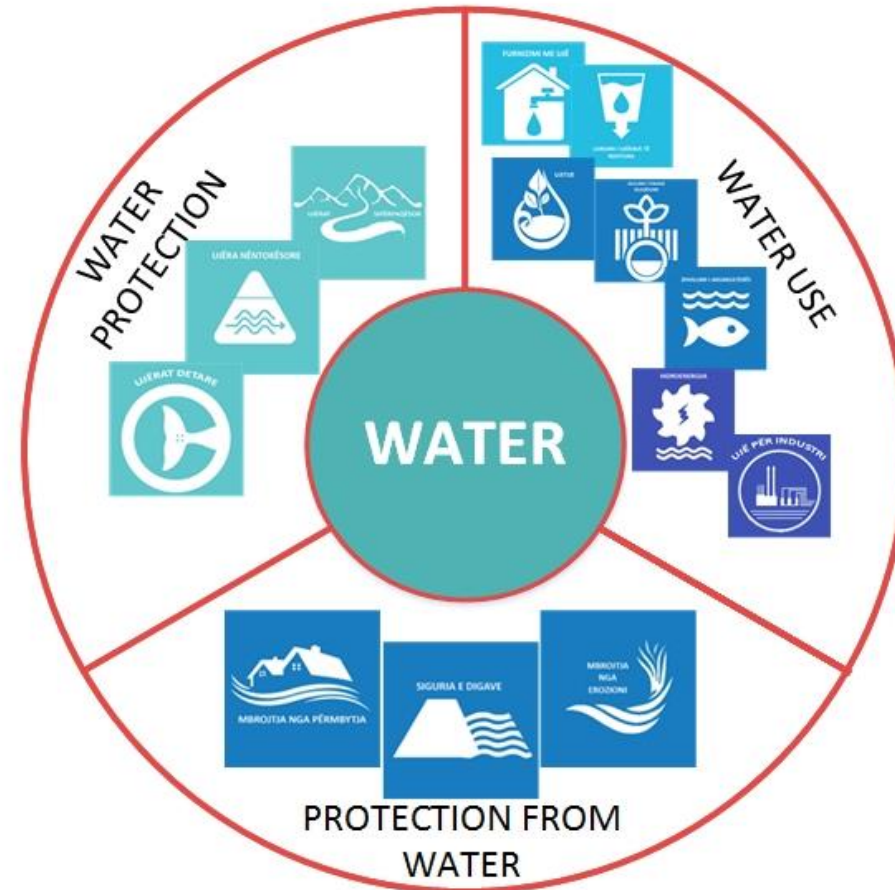
- Objective
- Institution
- Direction
- Resultant direction



# APPROACH

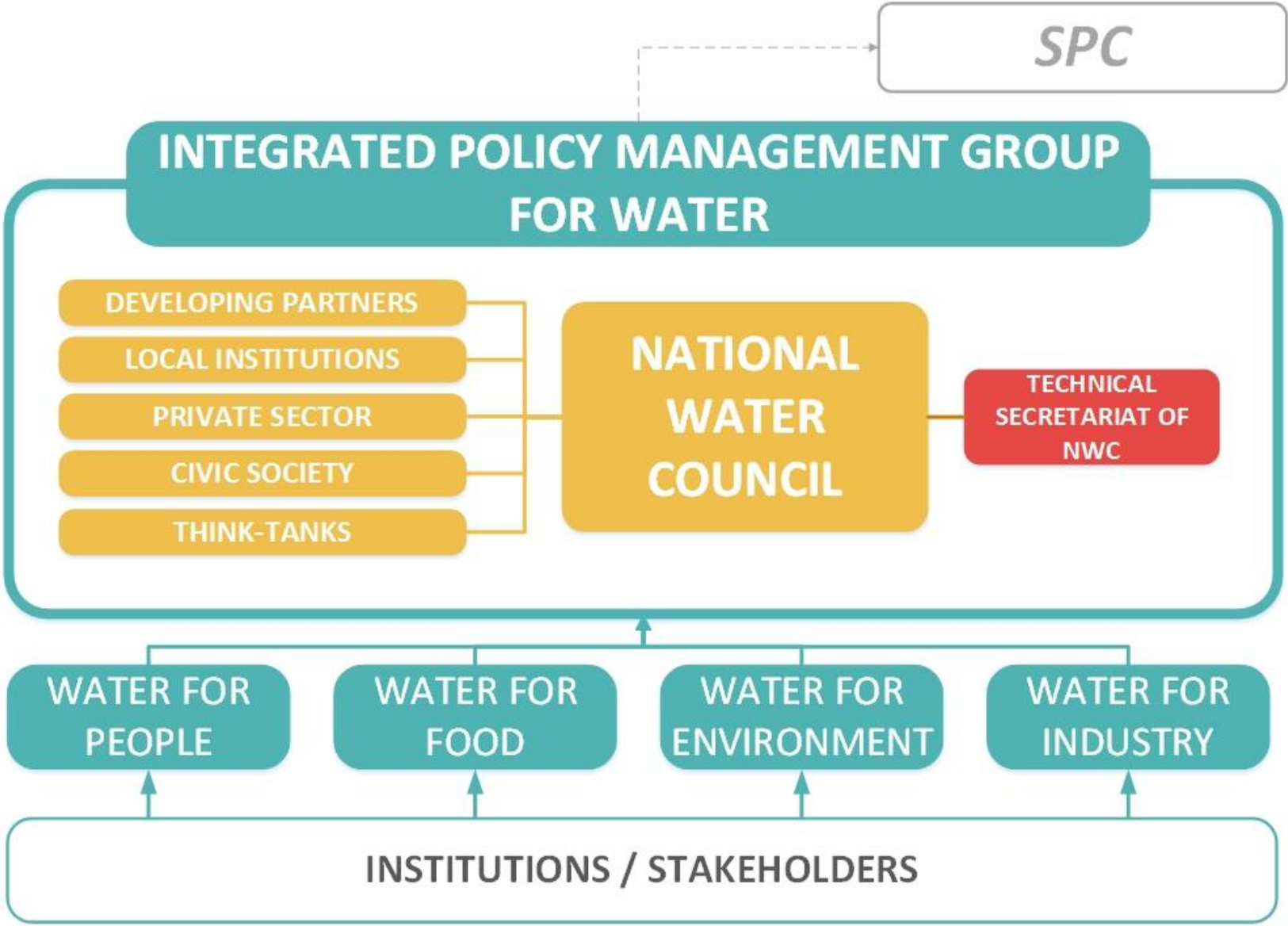
*“The water sector is the entirety of activities which can generate an added value from water resources and their usage infrastructure. The water sub-sectors represent different fields of water use, water protection and protection from water. These sub-sectors have their impact in the social life, public health, agriculture, energy production, economic development and the maintenance of environmental balances”. – UN-WATER 2009*

P R O C E S S	CONTEXT
	APPROACH
	TOOL
	PRODUCT
	METODOLOGY
	STEPS
D O C U M E N T	VISION
	OBJECTIVES
	MEASURES
	FINANCES
N E X T	MECHANISM
	WORK PLAN
	IN PROCESS
SUPPORT	



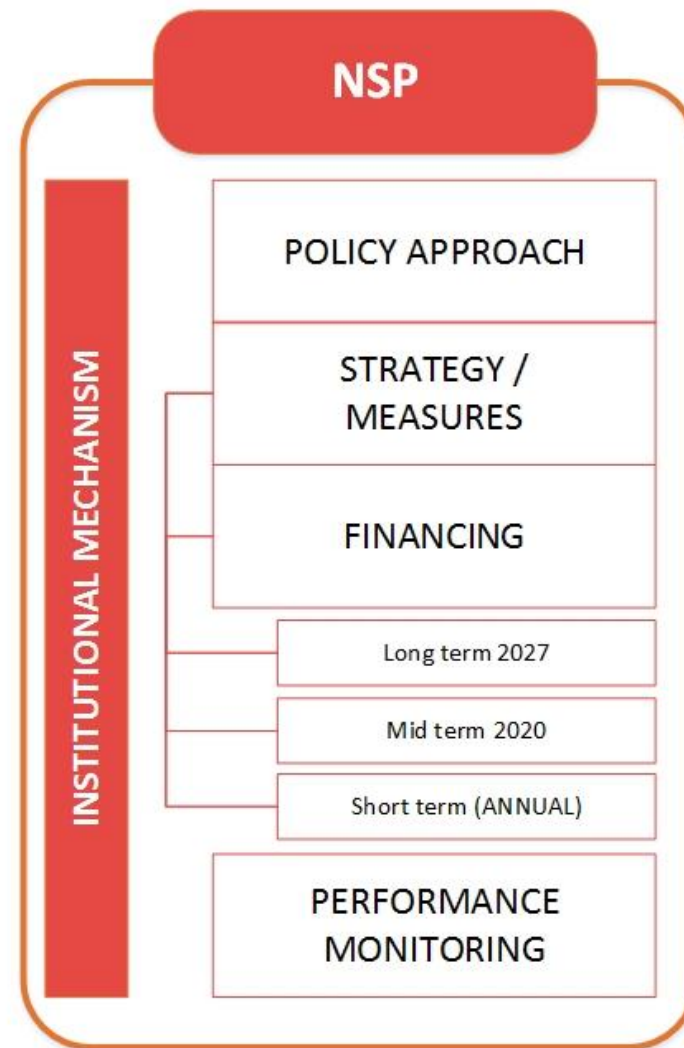
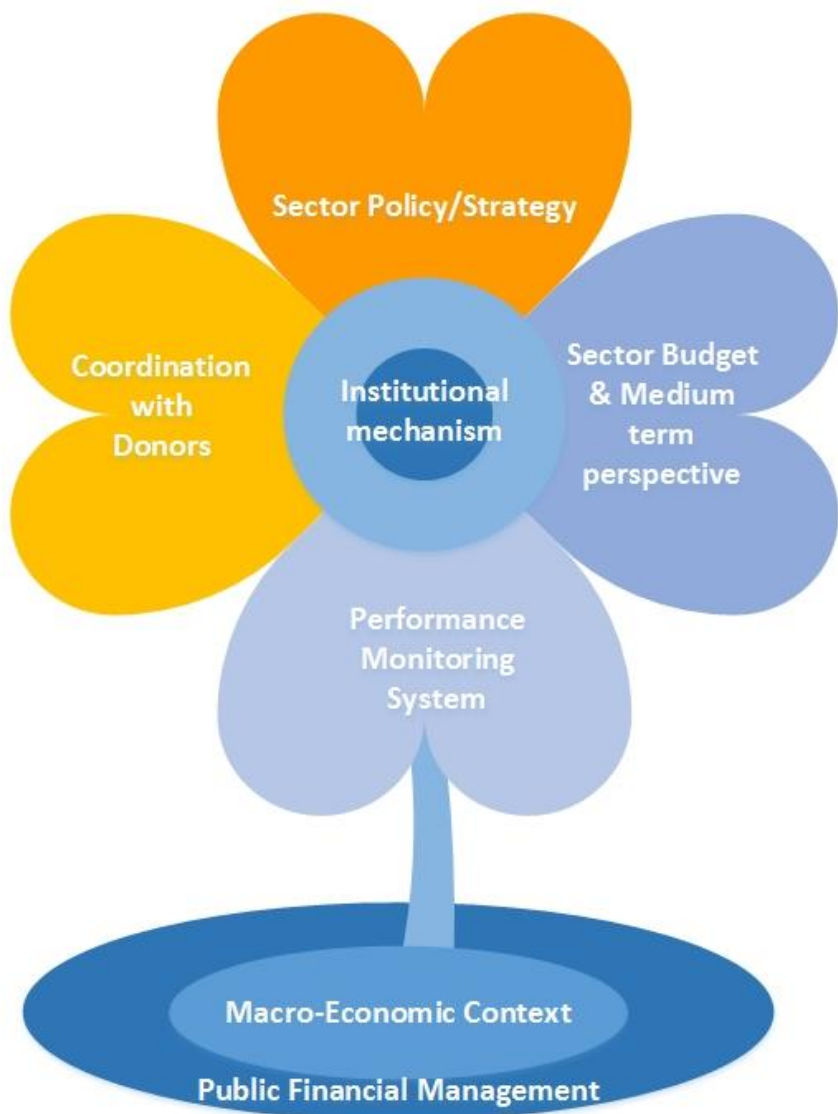
# TOOL

P R O C E S S	CONTEXT
	APPROACH
	TOOL
	PRODUCT
	METODOLOGY
	STEPS
D O C U M E N T	VISION
	OBJECTIVES
	MEASURES
	FINANCES
	MECHANISM
N E X T	WORK PLAN
	IN PROCESS
	SUPPORT



# PRODUCT

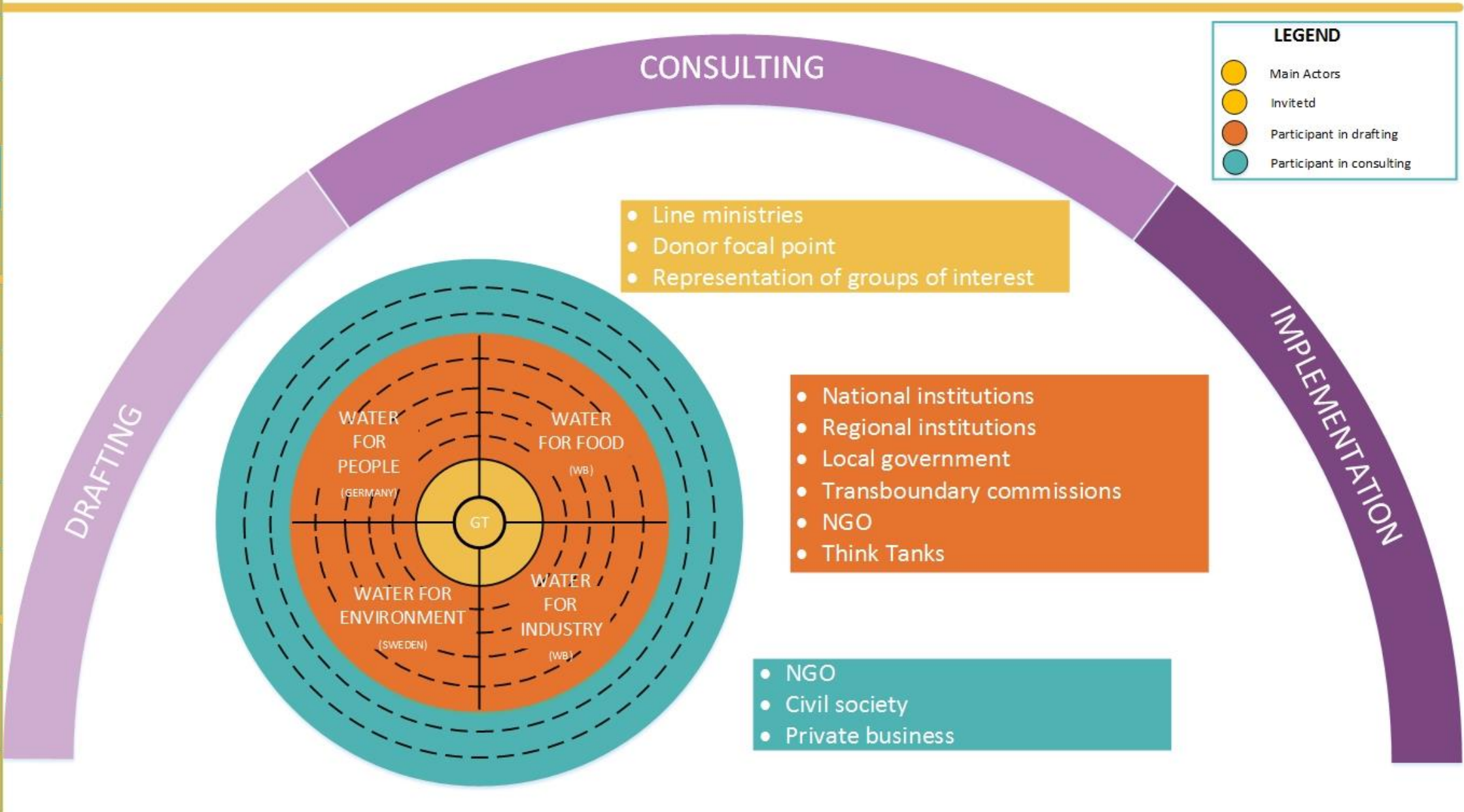
P R O C E S S	CONTEXT
	APPROACH
	TOOL
	PRODUCT
	METODOLOGY
	STEPS
D O C U M E N T	VISION
	OBJECTIVES
	MEASURES
	FINANCES
	MECHANISM
N E X T	WORK PLAN
	IN PROCESS
	SUPPORT





# METODOLOGY - INCLUSIVENESS

P R O C E S S	CONTEXT
	APPROACH
	TOOL
	PRODUCT
	METODOLOGY
	STEPS
D O C U M E N T	VISION
	OBJECTIVES
	MEASURES
	FINANCES
	MECHANISM
N E X T	WORK PLAN
	IN PROCESS
	SUPPORT



**LEGEND**

- Main Actors
- Invited
- Participant in drafting
- Participant in consulting

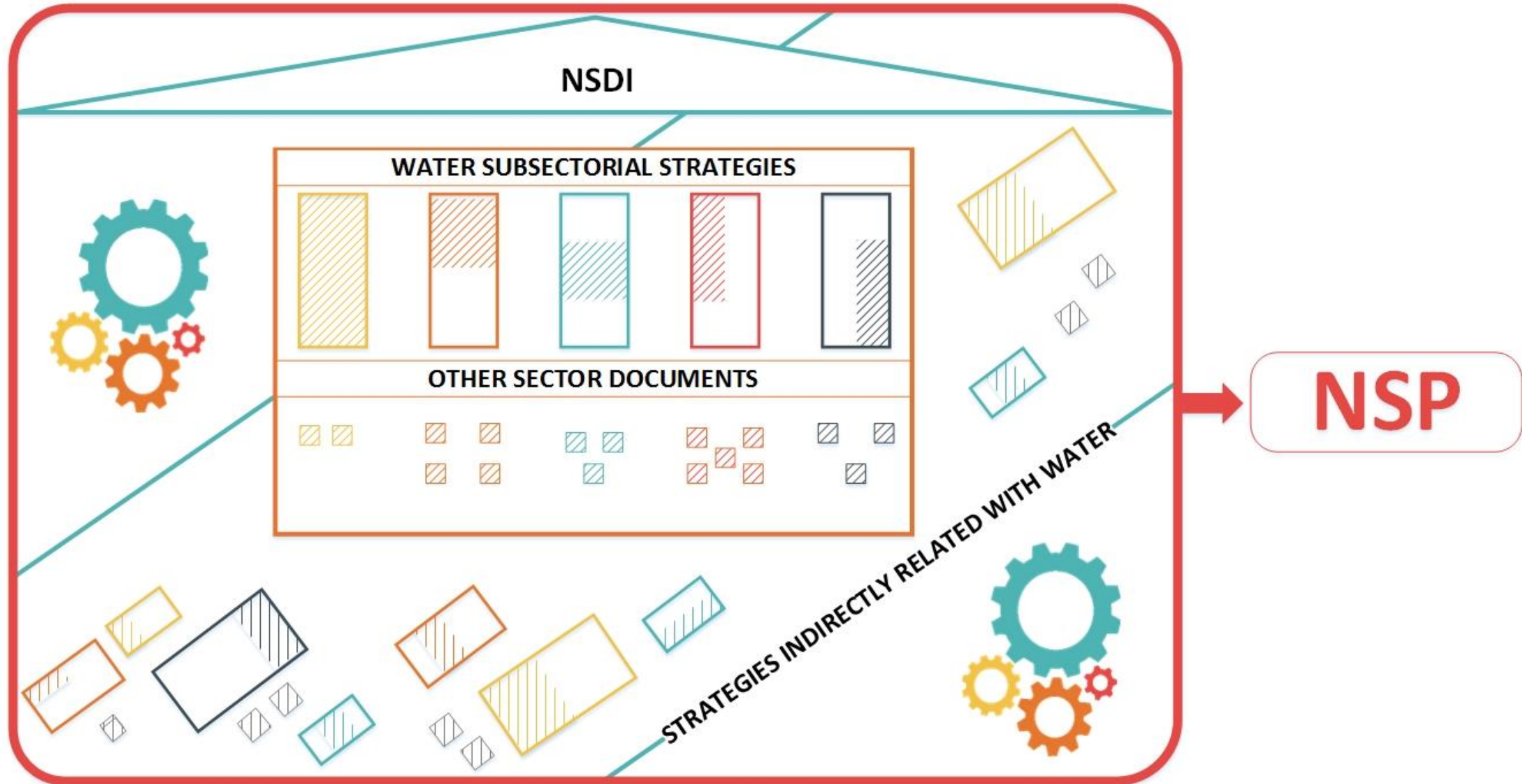
- Line ministries
- Donor focal point
- Representation of groups of interest

- National institutions
- Regional institutions
- Local government
- Transboundary commissions
- NGO
- Think Tanks

- NGO
- Civil society
- Private business

# METODOLOGY - INTEGRATION

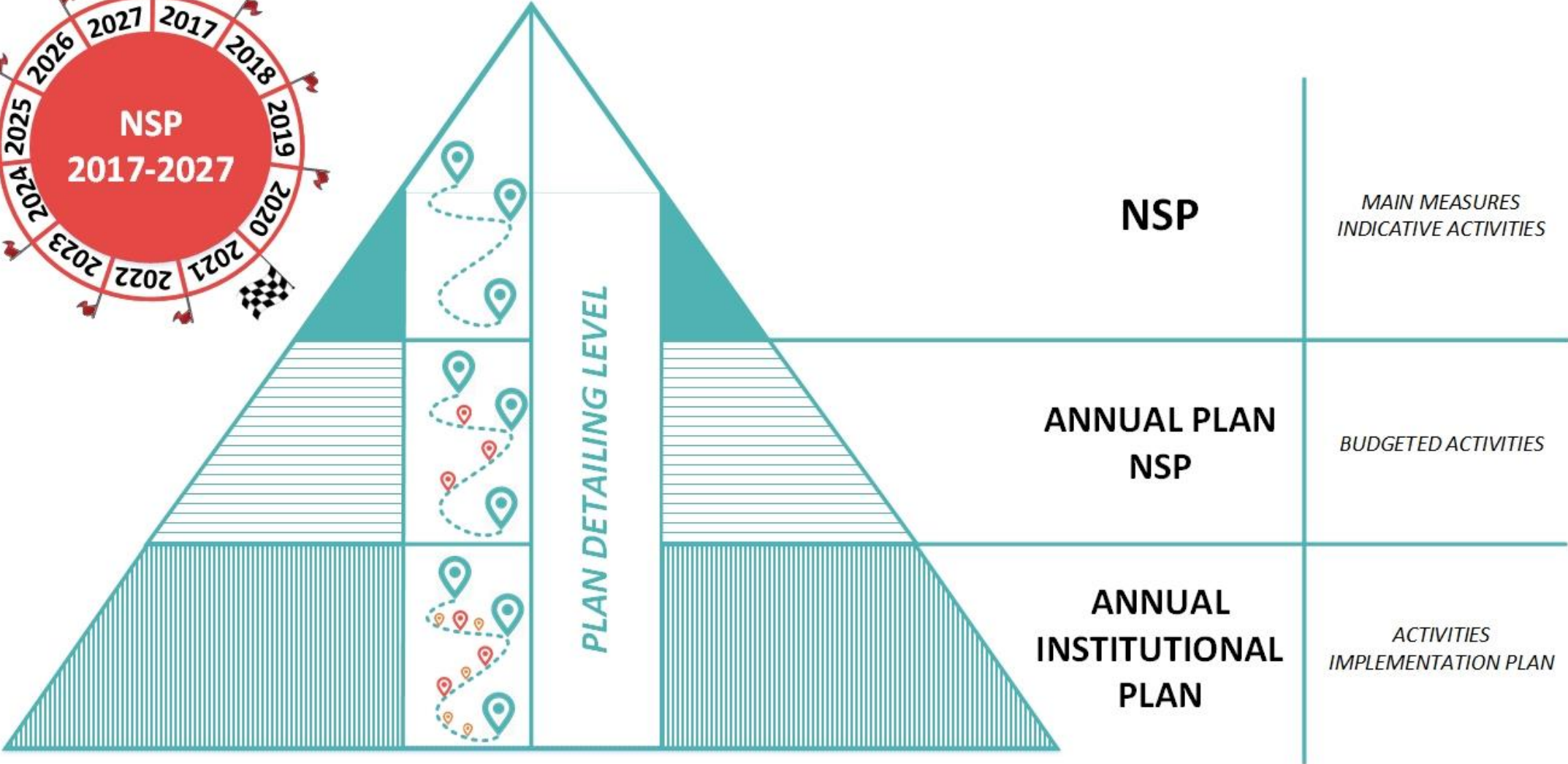
P R O C E S S	CONTEXT
	APPROACH
	TOOL
	PRODUCT
	METODOLOGY
	STEPS
D O C U M E N T	VISION
	OBJECTIVES
	MEASURES
	FINANCES
MECHANISM	
N E X T	WORK PLAN
	IN PROCESS
	SUPPORT





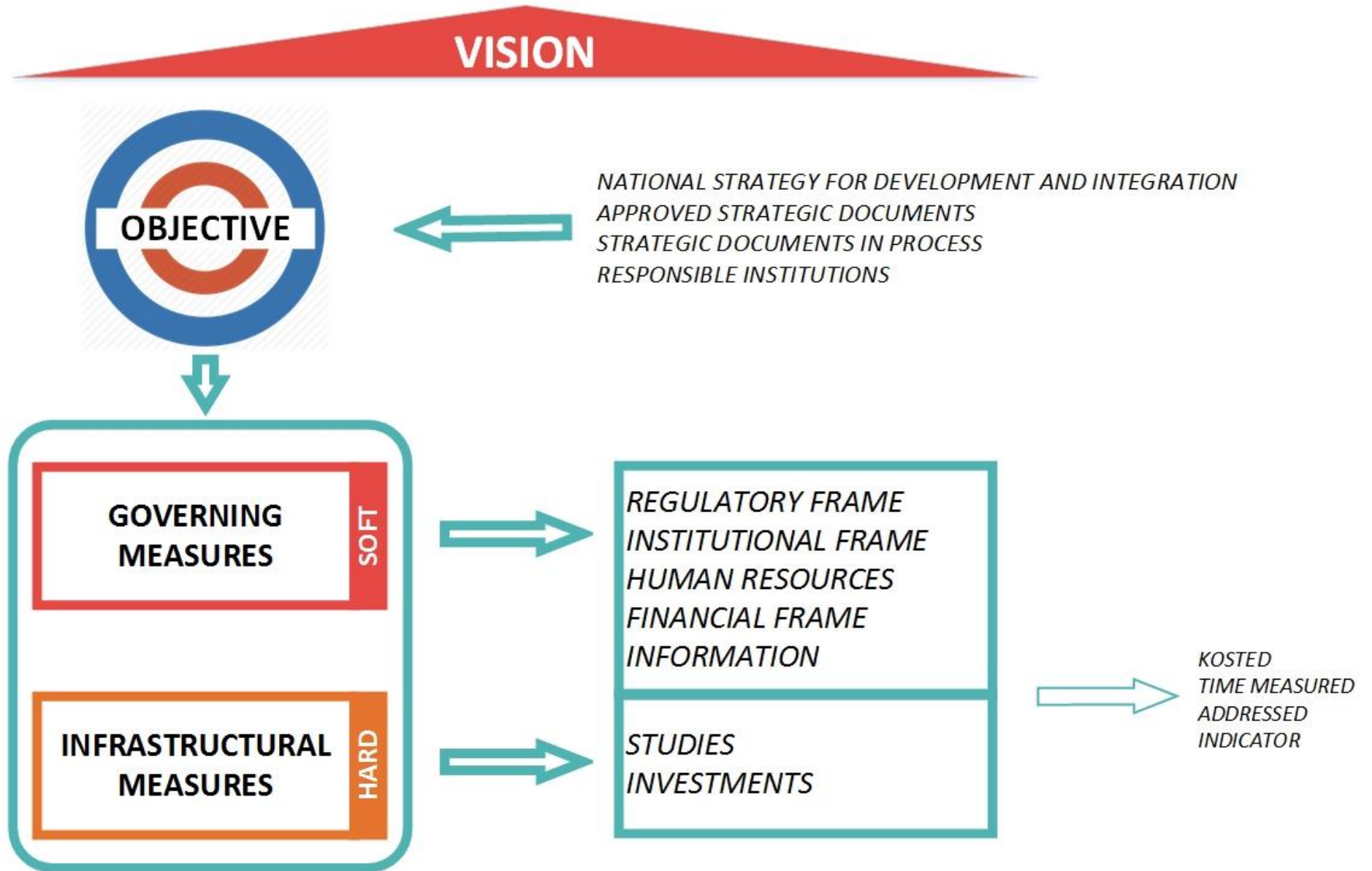
# METODOLOGY – STRUCTURE

P R O C E S S	CONTEXT
	APPROACH
	TOOL
	PRODUCT
	METODOLOGY
	STEPS
D O C U M E N T	VISION
	OBJECTIVES
	MEASURES
	FINANCES
N E X T	MECHANISM
	WORK PLAN
	IN PROCESS
SUPPORT	



# METODOLOGY – STRUCTURE

P R O C E S S	CONTEXT
	APPROACH
	TOOL
	PRODUCT
	METODOLOGY
	STEPS
D O C U M E N T	VISION
	OBJECTIVES
	MEASURES
	FINANCES
	MECHANISM
N E X T	WORK PLAN
	IN PROCESS
	SUPPORT







# TAKEN STEPS

DECEMBER 2015

4 sub thematic groups

FEBRUARY 2016


46 meetings

DECEMBER 2016

*Decision of National Water Council no. 4, dated on 2.12.2015*

*Formalization of sub thematic groups*

*Draft National Sector Program*



P R O C E S S	CONTEXT
	APPROACH
	TOOL
	PRODUCT
	METODOLOGY
	STEPS
D O C U M E N T	VISION
	OBJECTIVES
	MEASURES
	FINANCES
N E X T	MECHANISM
	WORK PLAN
	IN PROCESS
SUPPORT	

# VISION / MISSION / PRINCIPLES

## VISION

*Water sector governance in respect of best standards and European practices.*

## MISSION

*Establishment of an integrated system of water governance and management, aiming; to meet the vital needs, competition of uses; and prioritization towards economic profitability, keeping into attention the sustainability of ecosystems*

## PRINCIPLE

- *Effectivity*
- *Efficiency*
- *Commitment and trust*



*Decentralize if possible,  
Centralize if needed*

CONTEXT

APPROACH

TOOL

PRODUCT

METODOLOGY

STEPS

VISION

OBJECTIVES

MEASURES

FINANCES

MECHANISM

WORK PLAN

IN PROCESS

SUPPORT

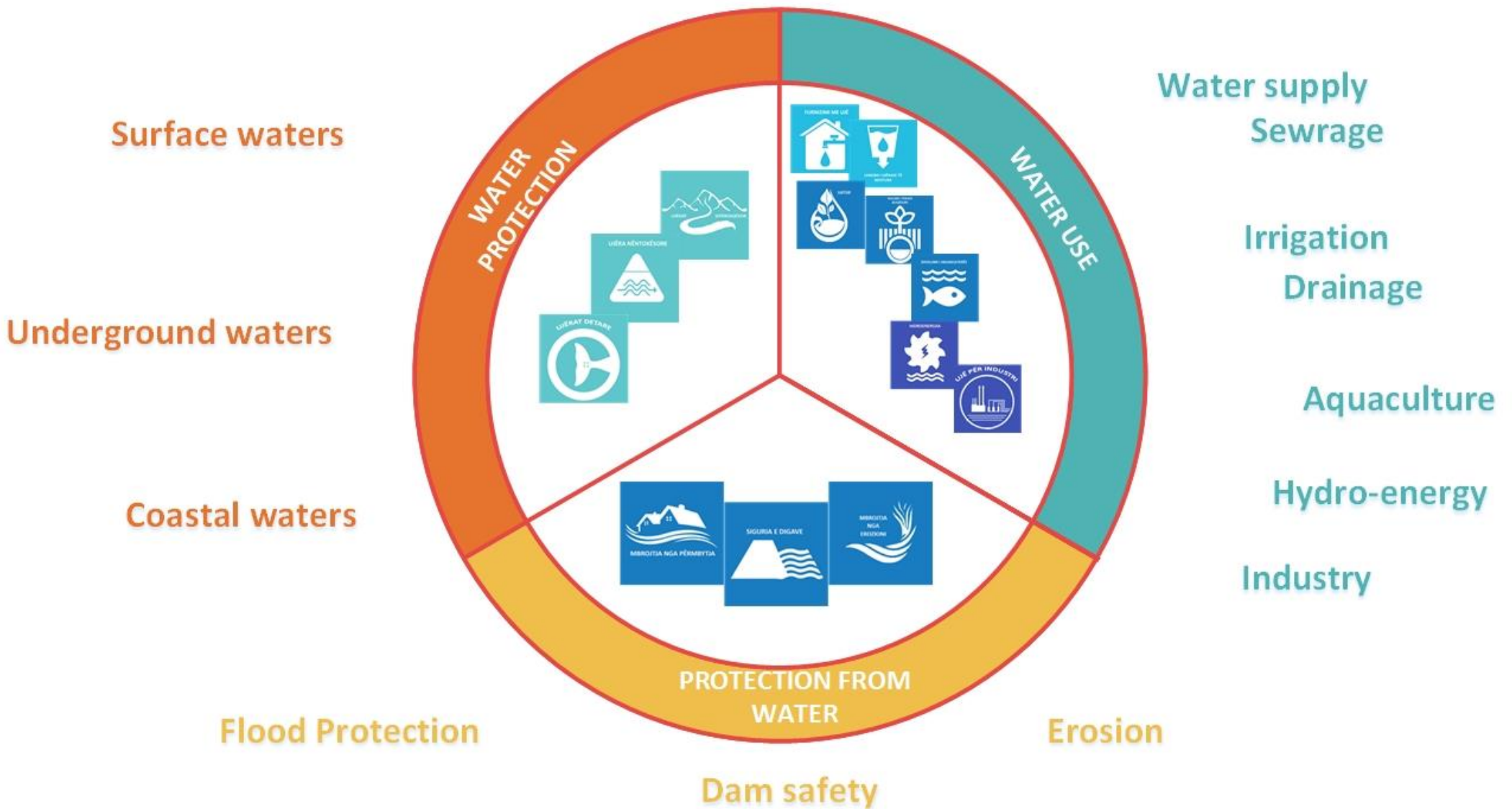
P  
R  
O  
C  
E  
S  
S

D  
O  
C  
U  
M  
E  
N  
T

N  
E  
X  
T




# OBJECTIVES – SUB SECTORS

P R O C E S S	CONTEXT
	APPROACH
	TOOL
	PRODUCT
	METODOLOGY
	STEPS
D O C U M E N T	VISION
	OBJECTIVES
	MEASURES
	FINANCES
MECHANISM	
N E X T	WORK PLAN
	IN PROCESS
	SUPPORT









# OBJECTIVES

P R O C E S S	CONTEXT							
	APPROACH							
	TOOL							
	PRODUCT							
	METODOLOGY							
	STEPS							
D O C U M E N T	VISION							
	OBJECTIVES							
	MEASURES							
	FINANCES							
MECHANISM								
N E X T	WORK PLAN							
	IN PROCESS							
	SUPPORT							
		<i>No.</i>	<i>Strategic Objective</i>	<i>2015</i>	<i>2020</i>	<i>2027</i>	<i>—</i>	<i>Lekë</i>
		<b>Objective no. 1</b>	<b><i>Provision of water supply services to the population with a view to secure and constant service</i></b>	71%	73%	84%	WATER FOR PEOPLE	41,2 mld
		<b>Objective no. 2</b>	<b><i>Offering wastewater removal service aimed at urban and rural areas.</i></b>	44%	47%	54%	WATER FOR PEOPLE	92,5 mld
		<b>Objective no. 3</b>	<b><i>Improvement of irrigation for agricultural lands with the aim of meeting the needs of farmers with water and to provide optimal conditions for the growth of crops.</i></b>	135,000 <i>ha</i>	250,000 <i>ha</i>	360,000 <i>ha</i>	WATER FOR FOOD	52,7 mld




# OBJECTIVES

P R O C E S S	CONTEXT
	APPROACH
	TOOL
	PRODUCT
	METODOLOGY
	STEPS
D O C U M E N T	VISION
	OBJECTIVES
	MEASURES
	FINANCES
MECHANISM	
N E X T	WORK PLAN
	IN PROCESS
	SUPPORT

No.	Strategic Objective	2015	2020	2027	—	Lekë
 <b>Objective no. 4</b>	<i>Improvement of drainage systems for irrigated agricultural areas, with a view to ensuring optimal conditions for the growth of crops.</i>	130,000 ha	272,000 ha	280,000 ha	WATER FOR FOOD	10,2 mld
 <b>Objective no. 5</b>	<i>Sustainable development of aquaculture in Designated Areas for Aquaculture (ZPA), with a view to developing economies aquaculture through respecting environmental conditions.</i>	0%	60%	100%	WATER FOR FOOD	0,1 mld
 <b>Objective no. 6</b>	<i>Use of hydropower potential, in order to increase the capacity utilization of water resources for hydropower, taking into account the obligations arising from international agreements respecting environmental conditions.</i>	45%	80%	80%	WATER FOR INDUSTRY	0,1 mld
 <b>Objective no. 7</b>	<i>Meeting the needs of the water industry, with a view to guaranteeing water quality and quantity necessary for the performance of the respective activities, and respecting the environmental conditions.</i>	100% e kërkesës	100% e kërkesës	100% e kërkesës	WATER FOR INDUSTRY	0,2 mld






# OBJECTIVES

		No.	Strategic Objective	2015	2020	2027	—	Lekë	
P R O C E S S	CONTEXT								
	APPROACH								
	TOOL								
	PRODUCT								
	METODOLOGY								
	STEPS								
D O C U M E N T	VISION								
	OBJECTIVES		<b>Objective no. 8</b>	<i>Preliminary assessment of the ecological and chemical status, and achieving the status as a minimum "good" for those water troops which have the status "less than good", "poor" or "very poor". (Surface water-rivers, lakes, transition / transition, and many artificial and heavily modified water troops).</i>	-	10%	20%	WATER FOR ENVIRONMENT	39,1 mld
	MEASURES		<b>Objective no. 9</b>	<i>Preliminary assessment of the ecological and chemical status, and achieving the status as a minimum as well, for those water bodies that have status "less than good", "poor" or "very poor" (groundwater).</i>	-	-	20%	WATER FOR ENVIRONMENT	6,7 mld
	FINANCES								
N E X T	MECHANISM		<b>Objective no. 10</b>	<i>To attain and maintain a minimum quality "good" for the washing waters (internal, coastal and transient).</i>	-	-	20%	WATER FOR ENVIRONMENT	1 mld
	WORK PLAN								
	IN PROCESS								
	SUPPORT								



# OBJECTIVES

CONTEXT								
P R O C E S S	APPROACH							
	TOOL							
	PRODUCT							
	METODOLOGY							
	STEPS							
			<i>No.</i>	<i>Strategic Objective</i>	<i>2015</i>	<i>2020</i>	<i>2027</i>	<i>Lekë</i>
D O C U M E N T	VISION		<b>Objective no. 11</b> <i>Reducing risk from flooding and loss of life, livelihood and health and economic assets, physical, social, cultural and environmental activities of individuals, businesses and communities.</i>	14000	9000	7000	WATER FOR FOOD	<b>26,4 mld</b>
	OBJECTIVES			banorë	banorë	banorë		
	MEASURES			1100	700	500		
N E X T	FINANCES		<b>Objective no. 12</b> <i>Improving technical conditions of the dams, which are used for irrigation of agricultural land, with a view to increasing safety and reducing the possible effects caused by their impairment.</i>	130	240	540	WATER FOR FOOD	<b>21.8 mld</b>
	MECHANISM			diga	diga	diga		
	WORK PLAN			<i>Saving and reducing erosion scale aiming to protect land with high erosion risk by strengthening the relevant infrastructure in response to this phenomenon.</i>				
S U P P O R T	IN PROCESS		<b>Objective no. 13</b> <ul style="list-style-type: none"> <li>○ less vulnerable areas (20% of territory)</li> <li>○ very vulnerable areas (70% of territory)</li> </ul>	5	4.5	3	WATER FOR FOOD	<b>14,9 mld</b>
	SUPPORT			t/ha/vit	t/ha/vit	t/ha/vit		
				20	18	15		
				t/ha/vit	t/ha/vit	t/ha/vit		

# MEASURES – GOVERNANCE

CONTEXT

APPROACH

TOOL

PRODUCT

METODOLOGY

STEPS

VISION

OBJECTIVES

MEASURES

FINANCES

MECHANISM

WORK PLAN

IN PROCESS

SUPPORT

1. *Harmonized legal framework and approved bylaws*

2. *Transposition of EU Directives*

3. *Strengthening of policymaking level*

4. *Strengthening of managerial structures*

5. *Establishment / strengthening of operational structures (central / local)*

6. *Rule of law*

7. *Strengthening of monitoring instruments and scientific research*

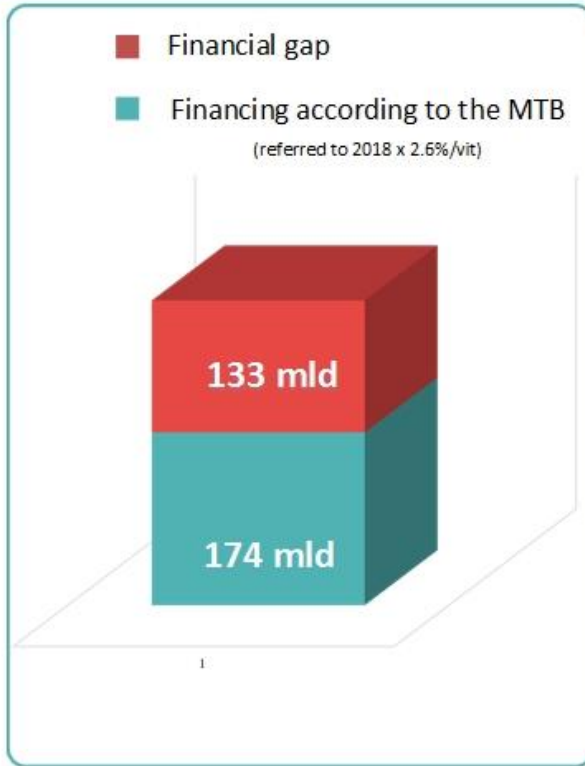
8. *Strengthening of Human resources through training programmes*

9. *Establishment of the information system*

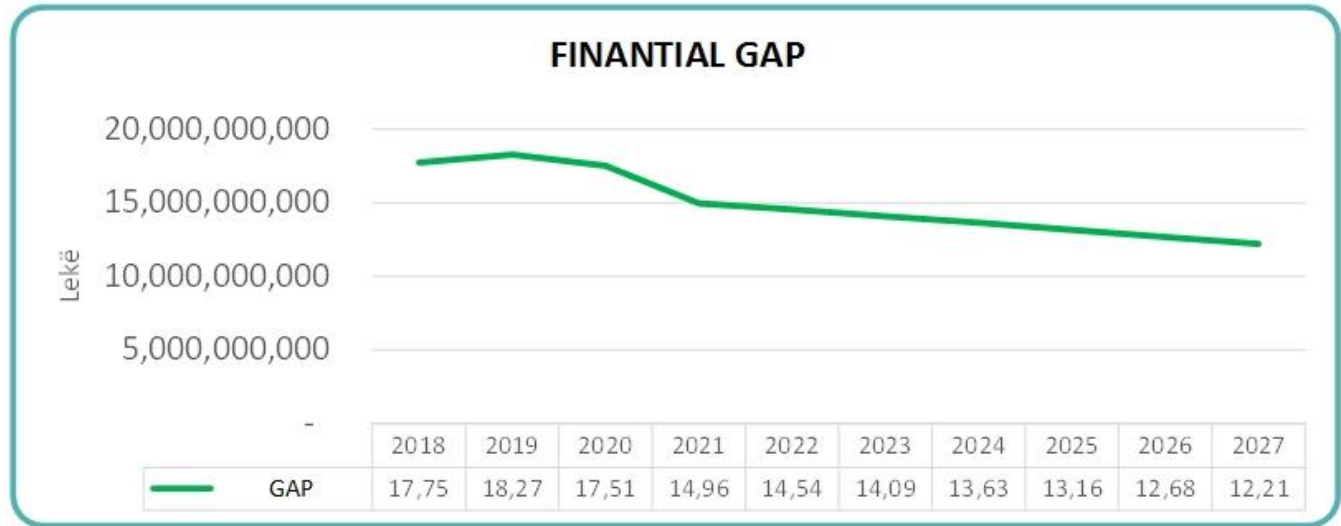
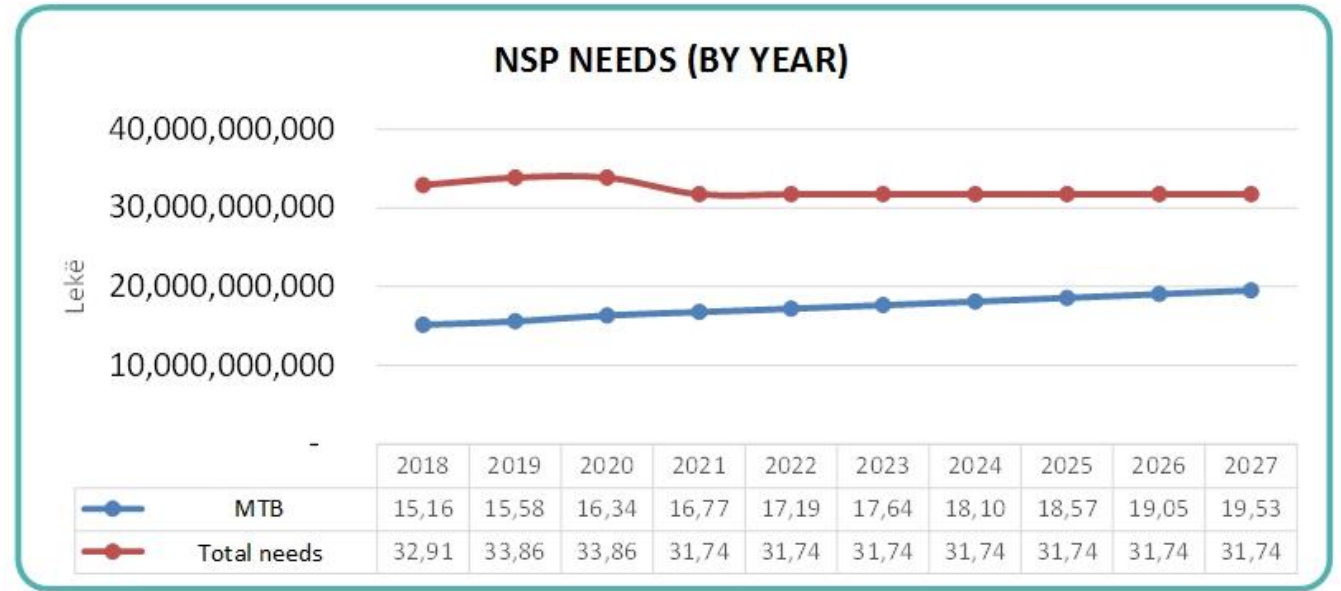
10. *Establishment of sustainable financial systems*

# FINANCES

P R O C E S S	CONTEXT
	APPROACH
	TOOL
	PRODUCT
	METODOLOGY
	STEPS
D O C U M E N T	VISION
	OBJECTIVES
	MEASURES
	FINANCES
MECHANISM	
N E X T	WORK PLAN
	IN PROCESS
	SUPPORT



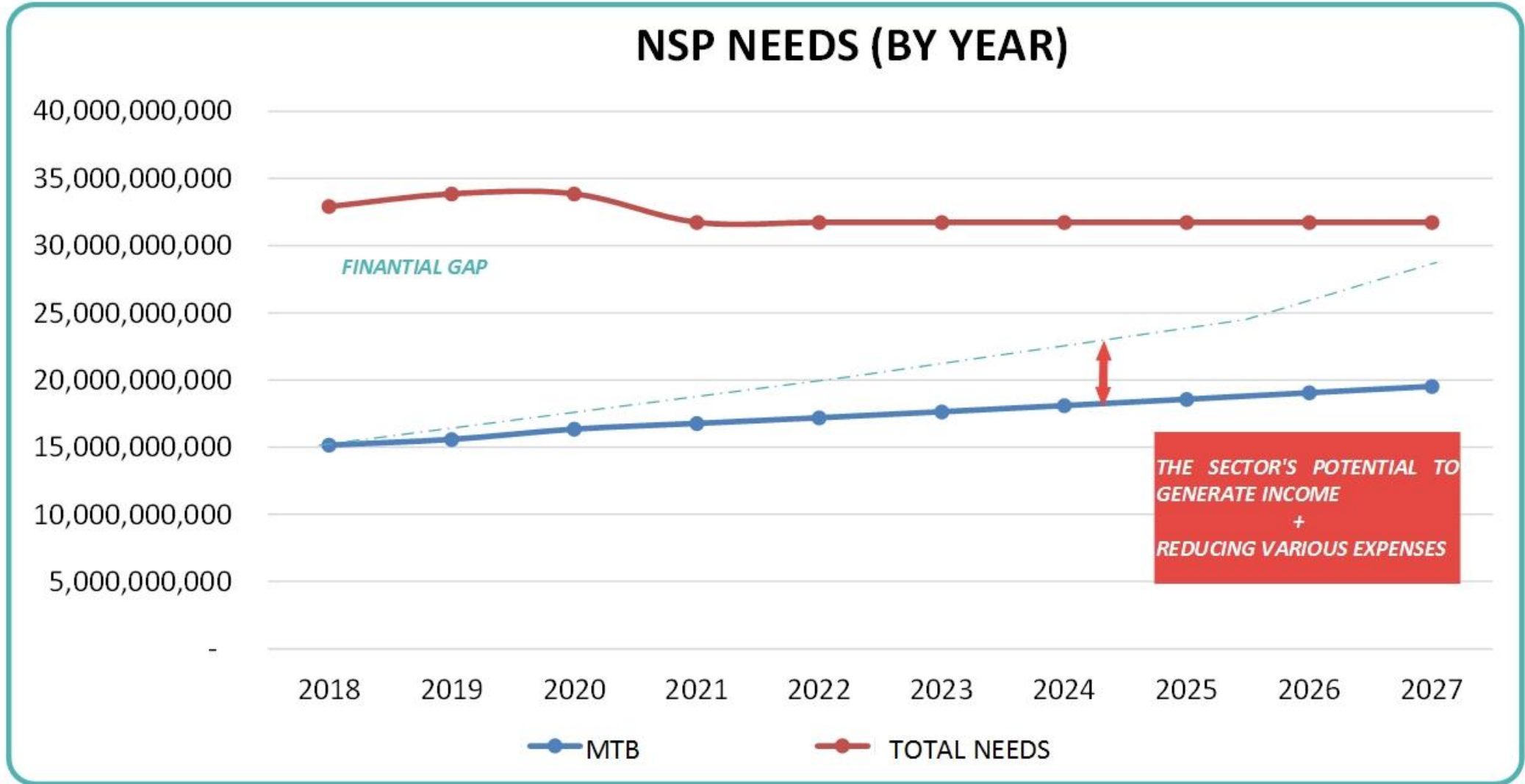
- **TOTAL PROGRAM COST: 307 MILIARD LEKË**
- **TOTAL FINANCING ACCORDING TO MTB: 174 MILIARD LEKË**
- **TOTAL FINANCIAL GAP: 133 MILIARD LEKË**





# FINANCES

P R O C E S S	CONTEXT
	APPROACH
	TOOL
	PRODUCT
	METODOLOGY
	STEPS
D O C U M E N T	VISION
	OBJECTIVES
	MEASURES
	FINANCES
MECHANISM	
N E X T	WORK PLAN
	IN PROCESS
	SUPPORT



# MECHANISM – INSTITUTIONAL SET UP

P R O C E S S	CONTEXT
	APPROACH
	TOOL
	PRODUCT
	METODOLOGY
	STEPS
D O C U M E N T	VISION
	OBJECTIVES
	MEASURES
	FINANCES
	MECHANISM
N E X T	WORK PLAN
	IN PROCESS
	SUPPORT

- Approves the annual Program
- Proposes to the SPC the investment limits for the program
- Approves the annual monitoring report and gives recommendations

- Draft the policies, strategic documents, and standards
- Proposes the annual program in the IPMG
- Proposes the investment limits for each of the subsectors
- Proposes relevant measures in respect of the IPMG recommendations

- Proposes parts of the annual program
- Proposes the list of priority projects
- Draft the managing plans for the fields of responsibilities

- Drafts and proposes the list of needed projects for the Municipality or the region to the managerial level.
- Project follow up.



## SCIENTIFIC /TECHNIC INSTITUTION

- Supports with analysis and technical consultancy according to needs
- Administers the monitoring level
- Sets the standards / national norms
- Draft monitoring reports, analysis and recommendations

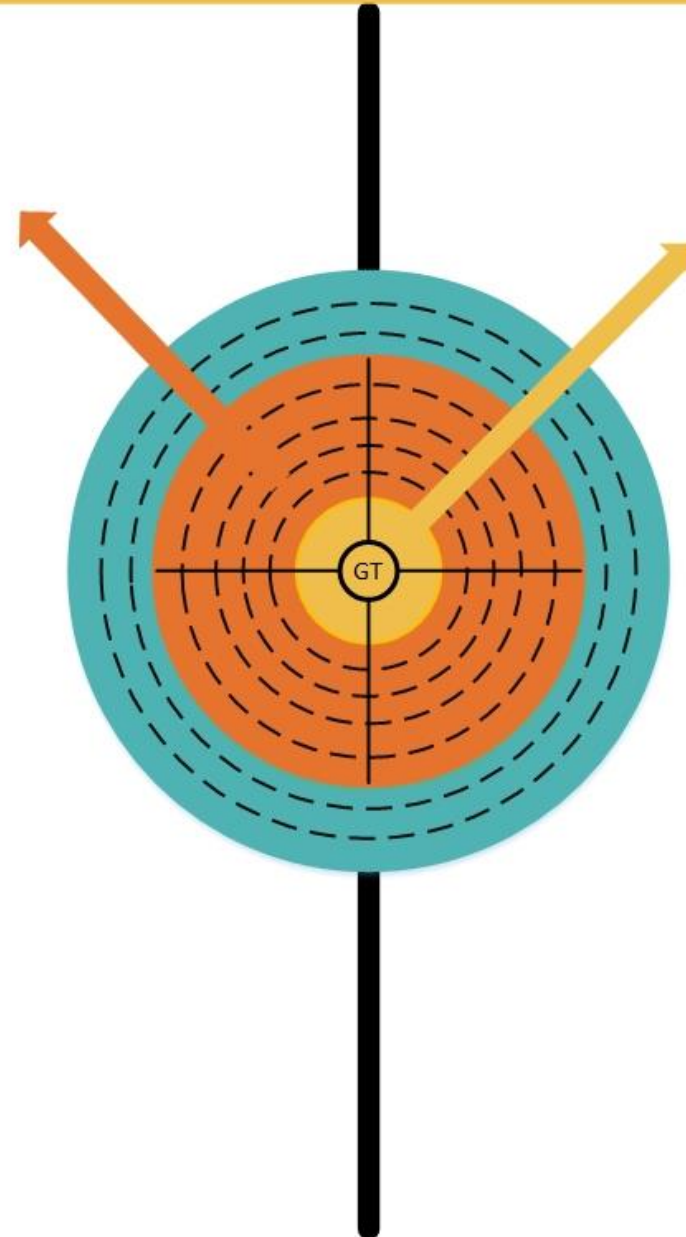
# IN PROCESS

P R O C E S S	CONTEXT
	APPROACH
	TOOL
	PRODUCT
	METODOLOGY
	STEPS
D O C U M E N T	VISION
	OBJECTIVES
	MEASURES
	FINANCES
	MECHANISM
N E X T	WORK PLAN
	IN PROCESS
	SUPPORT



## CLARIFICATION OF :

- OBJECTIVES
- MEASURES
- ACTIVITIES
- COSTS (+ METHODOLOGY)
- INDICATORS
- TIME FRAME
- PRIORITIZATION MATRIX



## ANNUAL PLAN OF NSP

### 2017

- INTEGRATION OF MEASURES TO THE ANNUAL INSTITUTIONAL PLANS

### 2018

- DRAFTING OF ANNUAL PLAN OF NSP







**THANK YOU!**